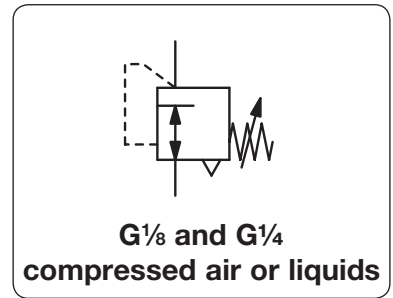


Miniature Pressure Regulator

R364 / R374

Description	Compact regulator with diaphragm.
Media	compressed air, non-corrosive gases or liquids
Supply pressure	max. 21 bar
Adjustment	by plastic knob with snap-lock
Relieving function	relieving, optionally non-relieving
Gauge port	G $\frac{1}{8}$ on both sides of the body, screw plugs supplied
Mounting position	any
Temperature range	0 °C to 50 °C / 32 °F to 122 °F, for appropriately conditioned compressed air down to -30 °C / -22 °F 0 °C to 80 °C / 32 °F to 176 °F, for spring cage made of fibreglass or brass
Material	Body: brass at R364, aluminium at R374 Spring cage: glass fibre reinforced plastic, optionally brass or fibreglass Elastomer: NBR/Buna-N, optionally FKM Inner valve: brass, optionally stainless steel



Dimensions			Flow rate		Connection thread	Pressure range	Order number
A	B	C	m ³ /h*1	l/min*1	G	bar	

Brass pressure regulator							supply pressure max. 21 bar, relieving	R364
35	76	12	27	450	G $\frac{1}{8}$	0.1 ... 1.0		R364-010
						0.2 ... 1.8		R364-01A
						0.2 ... 4.0		R364-01B
						0.3 ... 9.0		R364-01C
						0.5 ... 11.0		R364-01D
35	76	12	27	450	G $\frac{1}{4}$	0.1 ... 1.0		R364-020
						0.2 ... 1.8		R364-02A
						0.2 ... 4.0		R364-02B
						0.3 ... 9.0		R364-02C
						0.5 ... 11.0		R364-02D



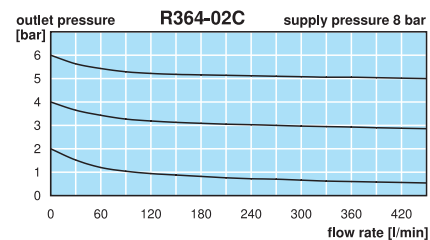
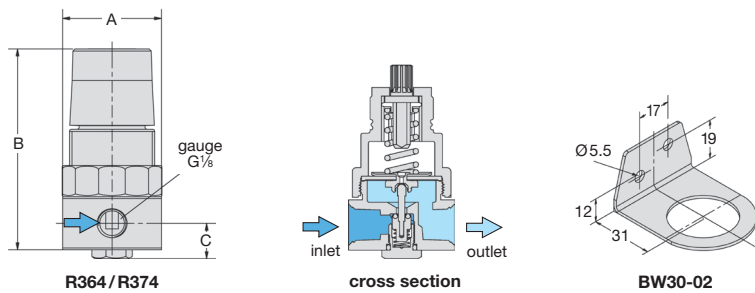
Aluminium pressure regulator							supply pressure max. 21 bar, relieving	R374
35	76	12	27	450	G $\frac{1}{8}$	0.1 ... 1.0		R374-010
						0.2 ... 1.8		R374-01A
						0.2 ... 4.0		R374-01B
						0.3 ... 9.0		R374-01C
						0.5 ... 11.0		R374-01D
35	76	12	27	450	G $\frac{1}{4}$	0.1 ... 1.0		R374-020
						0.2 ... 1.8		R374-02A
						0.2 ... 4.0		R374-02B
						0.3 ... 9.0		R374-02C
						0.5 ... 11.0		R374-02D



Special options, add the appropriate letter		
NPT	connection thread	R3. 4-0 . . N
non-relieving	without relieving function	R3. 4-0 . . K
adjustment lock	socket wrench adjustment, height 64 mm	R3. 4-0 . . T
free of grease and oil	specially cleaned, suitable for oxygen	R3. 4-0 . . L
FKM elastomer	inner parts made of brass	R3. 4-0 . . X64
	inner parts made of stainless steel	R3. 4-0 . . X08
sensitive diaphragm	for precise adjustment	R3. 4-0 . . X50
fibreglass spring cage	max. 80 °C / 176 °F	R3. 4-0 . . X57
brass spring cage	including brass adjusting screw, max. 80 °C / 176 °F	R3. 4-0 . . X82



Accessories, enclosed		
pressure gauge	Ø 40 mm, 0...*2 bar, G $\frac{1}{8}$	MA4001- . . *2
mounting bracket	made of steel	BW30-02
mounting nut	made of plastic	M30x1,5K
	made of aluminium	M30x1,5A



*1 at 8 bar supply pressure, 6 bar outlet pressure and 1 bar pressure drop
*2 01 = 0...1 bar, 02 = 0...2.5 bar, 04 = 0...4 bar, 10 = 0...10 bar, 16 = 0...16 bar